

REALTEK

Android Bluetooth Config APP User Guide

Android Bluetooth Config APP User Guide

Date: 2019/02/26

Version: 2.1

This document is subject to change without notice. The document contains Realtek confidential information and must not be disclosed to any third party without appropriate NDA.

Change History

Version	Data	Digest
1.0	2017-01-19	Introduce <i>Bluetooth Config</i> Android app usage.
1.1	2017-04-25	Display classic BT device only when DUT response classic BT and BLE.

Contents

Android Bluetooth Config APP User Guide.....	0
1 Android Bluetooth Config APP user guide.....	3
1.1 Realtek Bluetooth Config Procedure	3
1.1.1 Bluetooth Operation(scan and connection).....	3
1.1.2 WiFi Operation(scan, connection and position detection).....	4

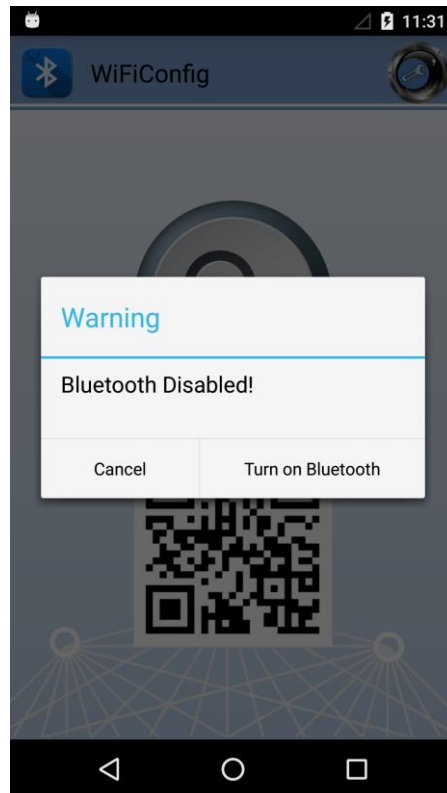
1. Android Bluetooth Config APP user guide

1.1 Realtek Bluetooth Config Procedure

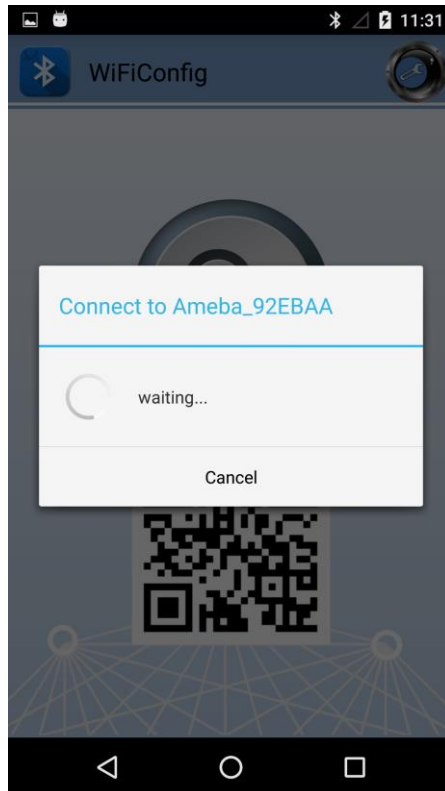
1.1.1 Bluetooth Operation (scan and connection)



Click the app icon to launch it. If the Bluetooth is not enabled, it will give a warning message to remind user to enable Bluetooth at system settings.

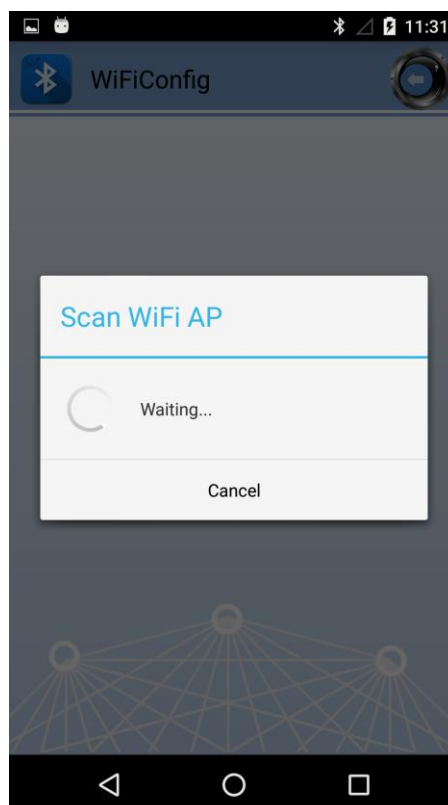


If Bluetooth device has been found, Android device starts to connect



1.2.1 WiFi Operation(scan, connection and position detection)

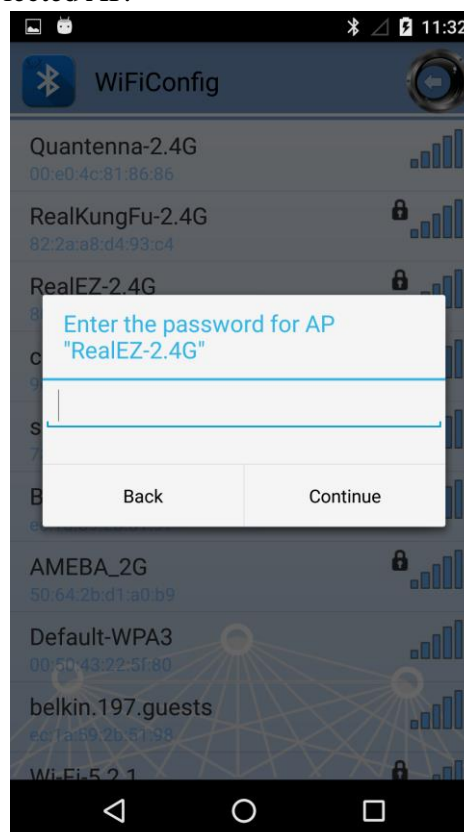
If Android device has connected to Bluetooth device successfully, it will scan the Wifi AP list automatically

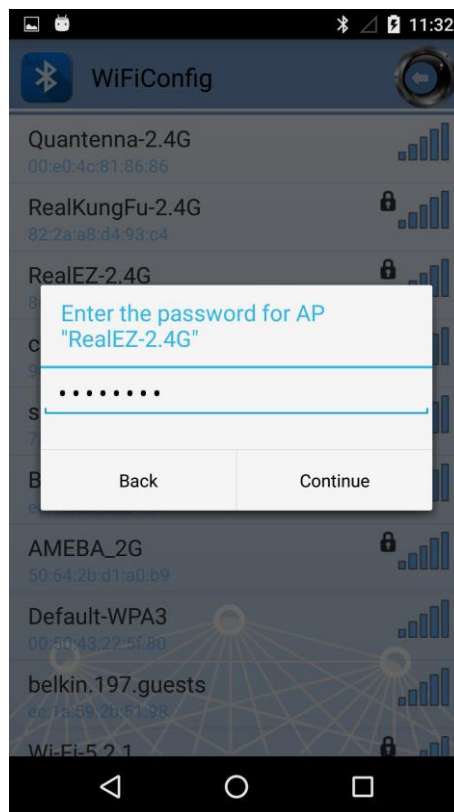


The scan results will be shown and update .

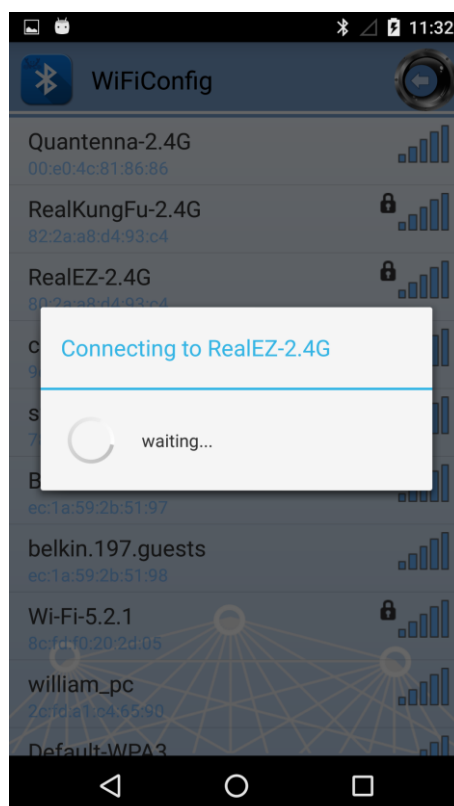


Select one SSID in WiFi AP list, a dialog will popup to notify user to input the WiFi password. After finishing input the WiFi password, please press the "Next" button to start the realtek's wifi device connection with the selected AP.

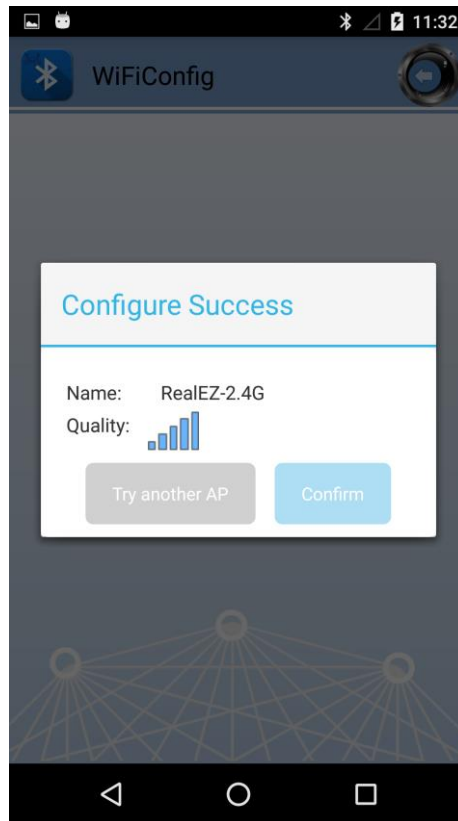




Due to realtek's wifi client connects to remote ap need taking a while, the waiting dialog will be displayed



After realtek's wifi client has connected to remote AP successfully, the connect status dialog is shown as below.



Click “Try other AP” button to go back to WiFi list page and choose other AP to connect to. Click “Confirm” button to confirm BTConfig result. After clicking this button, realtek's wifi client and Android device Bluetooth will be disconnected.