


Problem Definition and Contribution

Goal: Estimating the surface normal of a static object given multiple images captured under varying light directions.



Key Contributions: A flexible deep learning framework for photometric stereo that

- does not depend on a pre-defined set of light directions during training and testing.
- processes an arbitrary number of input images in an order-agnostic manner.
- generalizes well on real data after training only on the synthetic data.
- achieves state-of-the-art results in calibrated photometric stereo and promising results in uncalibrated scenario.

Formulation

Assumption: Orthographic projection and directional lights.

Image Formation Equation: Given q color images of an object with p pixels captured under different light directions, a normal matrix $\mathbf{N}_{3 \times p}$, a light direction matrix $\mathbf{L}_{3 \times q}$, and an observation matrix $\mathbf{I}_{3 \times p \times q}$ can be constructed. Denoting the BRDFs for all observations as $\Theta_{3 \times p \times q}$, the image formation equation can be written as

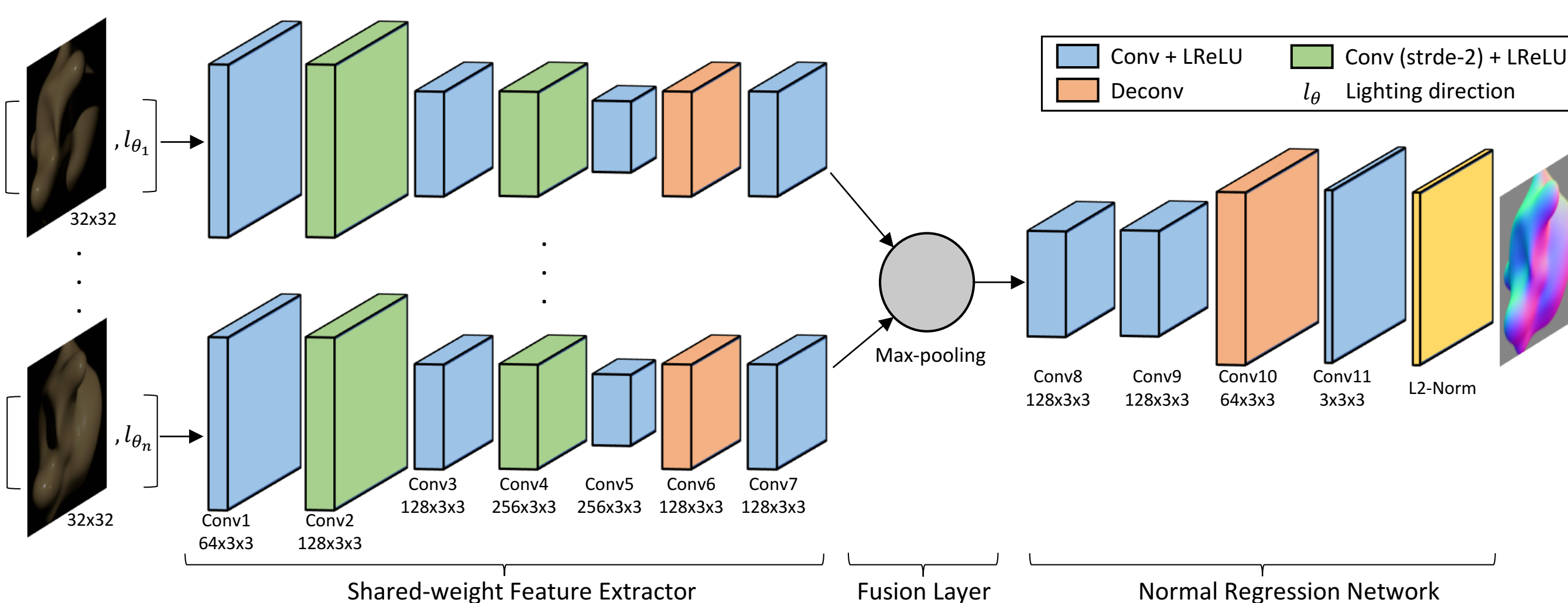
$$\mathbf{I} = \Theta \circ \text{repmat}(\mathbf{N}^T \mathbf{L}, 3), \quad (1)$$

where \circ represents element-wise multiplication, and $\text{repmat}(\mathbf{X}, 3)$ repeats the matrix \mathbf{X} three times along the first dimension.

Main Idea: Our method directly learns the mapping from (\mathbf{I}, \mathbf{L}) to \mathbf{N} without explicitly modeling Θ .

Method

Network Architecture: PS-FCN consists of three components, namely a shared-weight feature extractor, a fusion layer, and a normal regression network.




Loss function:

$$L_{normal} = \frac{1}{hw} \sum_{i,j} (1 - \mathbf{N}_{ij} \cdot \tilde{\mathbf{N}}_{ij}) \quad (2)$$

where \mathbf{N}_{ij} and $\tilde{\mathbf{N}}_{ij}$ denote the predicted normal and the ground truth, respectively.

Experiments & Results


Synthetic Datasets for Training:



Quantitative Results on DiLiGenT Main Dataset:

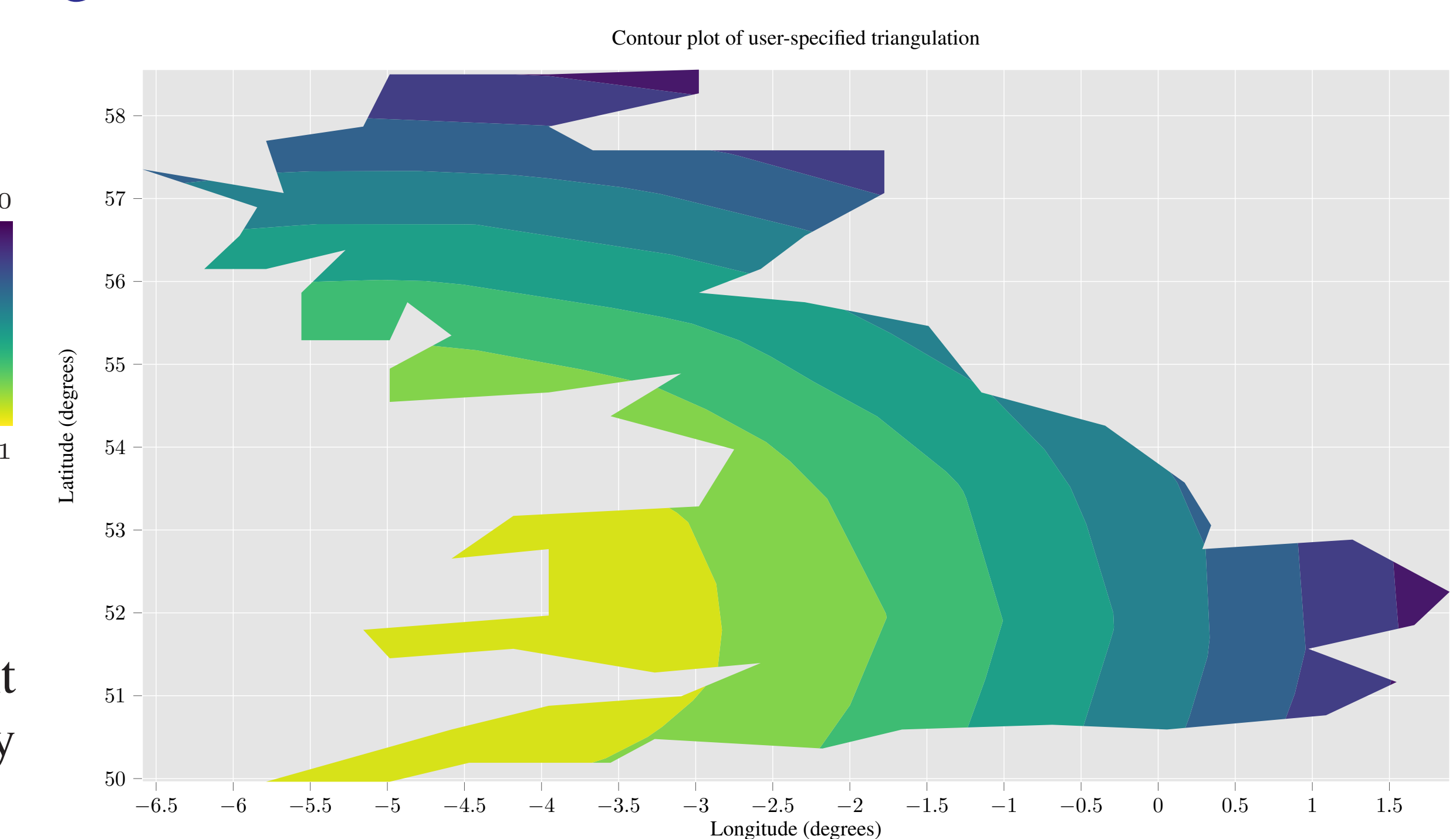
Method	ball	cat	pot1	bear	pot2	buddha	goblet	reading	cow	harvest	Avg.
L2	4.10	8.41	8.89	8.39	14.65	14.92	18.50	19.80	25.60	30.62	15.39
AZ08	2.71	6.53	7.23	5.96	11.03	12.54	13.93	14.17	21.48	30.50	12.61
WG10	2.06	6.73	7.18	6.50	13.12	10.91	15.70	15.39	25.89	30.01	13.35
IA14	3.34	6.74	6.64	7.11	8.77	10.47	9.71	14.19	13.05	25.95	10.60
ST14	1.74	6.12	6.51	6.12	8.78	10.60	10.09	13.63	13.93	25.44	10.30
DPSN	2.02	6.54	7.05	6.31	7.86	12.68	11.28	15.51	8.01	16.86	9.41
PS-FCN (B+S+32, 16)	3.31	7.64	8.14	7.47	8.22	8.76	9.81	14.09	8.78	17.48	9.37
PS-FCN (B+S+32, 96)	2.82	6.16	7.13	7.55	7.25	7.91	8.60	13.33	7.33	15.85	8.39

Feature Visualization:




- Different regions with similar normal directions are fired in different channels. Each channel can therefore be interpreted as the probability of the normal belonging to a certain direction.

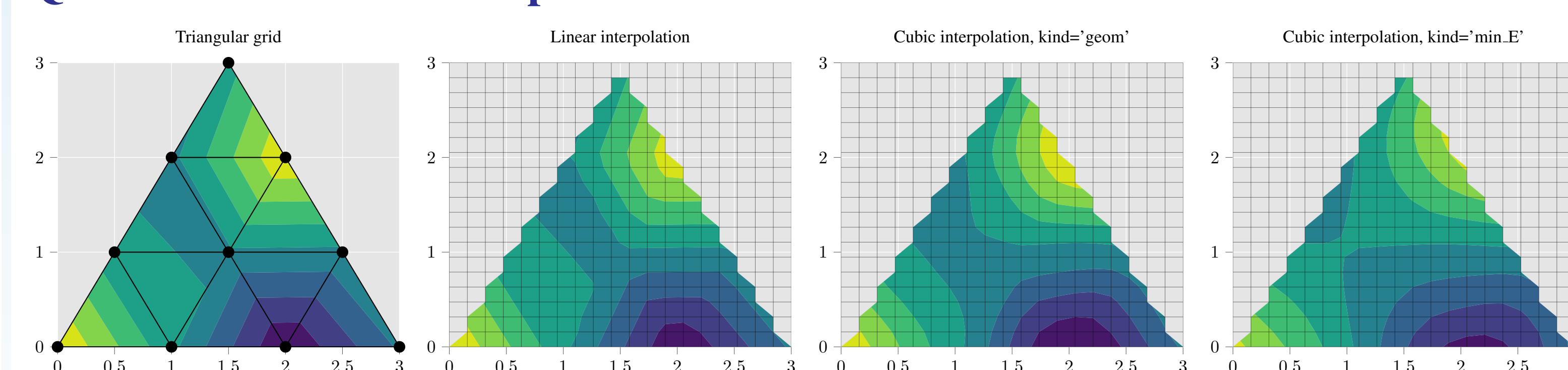
Qualitative Results on DiLiGenT Main Dataset:



Qualitative Results on the Gourd&Apple Dataset and Light Stage Data Gallery:



Quantitative Results on Spheres Rendered with 100 Different Materials:



Quantitative Results of Uncalibrated PS-FCN on DiLiGenT Main Dataset:

Method	ball	cat	pot1	bear	pot2	buddha	goblet	reading	cow	harvest	Avg.
AM07	7.27	31.45	18.37	16.81	49.16	32.81	46.54	53.65	54.72	61.70	37.25
SM10	8.90	19.84	16.68	11.98	50.68	15.54	48.79	26.93	22.73	73.86	29.59
WT13	4.39	36.55	9.39	6.42	14.52	13.19	20.57	58.96	19.75	55.51	23.93
PF14	4.77	9.54	9.51	9.07	15.90	14.92	29.93	24.18	19.53	29.21	16.66
LC18	9.30	12.60	12.40	10.90	15.70	19.00	18.30	22.30	15.00	28.00	16.30
UPS-FCN	6.62	14.68	13.98	11.23	14.19	15.87	20.72	23.26	11.91	27.79	16.02

Project Webpage:
Code & Dataset & Model

